



nugu

CONSCIOUSLY CRAFTING

Our journey from a small studio pottery in 2007 to one of the most sought-after production potteries in 2021, has been humbling, rewarding, and exciting.

With consciousness at the heart of every action, Nugu has made hand crafting efficient, sustainable, as well as enduring.

Even though, the capability to produce pottery at a larger scale has invited modernization in the production process and the traditional wheels have been replaced by jiggers and slip casting molds, each product still goes through at least 15 artisans and is sculpted, glazed, and finished by skilled hands with the utmost care and perfection.

What makes us the first choice for discerning Chefs and restaurants is the fact that we are the only pottery that integrates trendy designs with functionality and strength.

The vast array of clay bodies, forms, glazes, and textures, created over years of exploration, also makes us the fastest and most versatile custom design pottery.

Nugu takes immense pride in thoughtfully making the highest quality dinnerware to bring joy and good design in eating, living, and sharing.



DRIVING SUSTAINABILITY



Sustainability is not a choice anymore; it is a necessity. Nugu's 'Designed for Environment' production facility is a replicable model for producing sustainably and regeneratively.

Over the past four years, Nugu has produced zero waste, has used re-cycled and locally found clay, and planted over 10,000 trees in and around the production space.



Right: Black & Metallic glazed planters.




CARING FOR THE ENVIRONMENT

Nugu will consciously remain a micro-factory that uses natural minerals and natural sources of energy to make and sell responsibly.



Above: Batch kiln
microscale production.



Left: Recycling clay at our production space.



Nugu team at Mullur, karnataka, India.

IMPACTING THE COMMUNITY

Nugu was built to address the problem of unemployment and poverty within indigenous artisan communities. Rather than forcing the craftsmen to migrate to cities and have inconsistent contract jobs, we believed in bringing employment and development to them.



Our production unit located in rural Karnataka is the only source of employment with attractive salaries and development opportunities for thousands of indigenous people living in neighboring villages.



DISHWASHER SAFE



FREEZER SAFE



MICROWAVE SAFE



OVEN SAFE



INTEGRATING DESIGN WITH QUALITY



FUNCTIONAL TRENDY DESIGNS

We are setting the trend for bespoke design-led dinnerware, thereby making handmade fashionable and enduring.



IRONSTONE STRENGTH

Our sought-after proprietary clay body and impeccable making process, makes us the strongest handmade dinnerware.



SAFEST DINNERWARE

Natural materials combined with anti-viral / bacterial coating, fired twice to a high temperature, makes Nugu the healthiest dinnerware to dine in.



Vastra collection celebrating the traditional art of chikan embroidery.







The innovative mandala collection playing with matte and glossy black colour.



Designed for Taj group of hotels.



PLATES

Nugu's handcrafted ironstone plates offer a beautiful canvas for chefs who intend to plate, serve and dine in style. Designed keeping functionality and strength in mind, our flatware uses minimal forms with organic glazes to create the perfect handmade dining experience.







COUPE



Coupe Large
Dinner Plate
D 12"



Coupe Dinner Plate
D 11"



Coupe Breakfast
Plate
D 10.25"



Coupe Half Plate
D 9"



Coupe Quarter Plate
D 6.5"

BENT EDGE



Bent Edge Large
Dinner Plate
D 12"



Bent Edge
Dinner Plate
D 11"



Bent Edge
Breakfast Plate
D 10.25"



Bent Edge
Half Plate
D 9"



Bent Edge
Quarter Plate
D 6.5"

FLAT



Halcyon Large
Dinner Plate
D 12"



Halcyon Dinner Plate
D 10.5"



Halcyon Half Plate
D 9"



Halcyon Quarter
Plate
D 7.5"

POLYGON



Polygon Large Plate
D 12"



Polygon Dinner Plate
D 10.5"



Polygon Half Plate
D 9"



Polygon Quarter Plate
D 7.5"

SHORT EDGE



Short Edge
Large Plate
D 12"



Short Edge
Dinner Plate
D 10"



Short Edge
Half Plate
D 9"



Short Edge
Quarter Plate
D 7"

TALL EDGE



Tall Edge
Large Plate
D 12"



Tall Edge
Dinner Plate
D 11"



Tall Edge
Half Plate
D 9"



Tall Edge
Quarter Plate
D 7"



Add that extra edge to your dining with Nugu edge series available in minimal single colors, elegant contrasting colors, layered multiple glazing designs as well as organic textured glazing styles.



TAPERED EDGE



Tapered Edge
Dinner Plate
D 11"



Tapered Edge
Half Plate
D 9"



Tapered Edge
Quarter Plate
D 7"

ORGANIC EDGE



Organic Edge
Dinner Plate
D 11"



Organic Edge
Half Plate
D 9"



Organic Edge
Quarter Plate
D 7"

CURVE



Curve Breakfast Plate
D 9"





BOWLS

From dips to large curry bowls, from ramens to Asian rice bowls, from pasta to the green salad bowls, and from a hearty meal in a bowl to a breakfast cereal bowl, Nugu has a bowl for every cuisine and occassion.



COUPE



Coupe Family
Portion Bowl
D 7.75" / H 5"
V 2000ml



Coupe Double
Portion Bowl
D 6" / H 4.5"
V 1000ml



Coupe Middle
Portion Bowl
D 5" / H 4"
V 600ml



Coupe Single
Portion Bowl
D 4.5" / H 3.5"
V 500ml



Coupe Family
Soup Bowl
V 2200ml



Coupe Family Soup
Bowl With Stand
V 2200ml



Coupe Shallow
Main Course Bowl
D 11" / H 1.5"
V 1200ml



Coupe Shallow
Pasta Bowl
D 9.5" / H 1.5"
V 800ml



Coupe Shallow
Dessert Bowl
D 8" / H 1.5"
V 600ml



Coupe Dip Bowl
D 3" / H 1"
V 30ml

FLANGE



Flange Large Bowl
OD 11" / ID 8" / H
2.5"
V 800ml



Flange Medium Bowl
OD 9" / ID 6" / H 2"
V 400ml





TAPERED-OUT EDGE



Tapered-Out Edge
Family Portion Bowl
D 9" / H 3.5"
V 1500ml



Tapered-Out Edge
Double Portion Bowl
D 5.5" / H 3"
V 500ml



Tapered-Out Edge
Single Portion Bowl
D 4.25" / H 3.25"
V 350ml



Tapered-Out Edge
Small Ramekin
D 4" / H 2"
V 150ml

TAPERED-IN EDGE



Tapered-in Edge
Double Portion Bowl
D 6.5" / H 2.5"
V 600ml



Tapered-In Edge
Soup Bowl
D 4.5" / H 2"
V 200ml



Tapered-In Edge
Ramekin
D 3.25" / H 1.5"
V 80ml



Tapered-In Edge
Katori
D 3.5" / H 2"
V 100ml

STRAIGHT EDGE



Straight Edge
Family Portion Bowl
D 7.5" / H 3"
V 1000ml



Straight Edge
Double Portion Bowl
D 6.5" / H 2"
V 600ml



Straight Edge
Single Portion Bowl
D 4.5" / H 3"
V 350ml



Straight Edge
Deep Dish Large
D 13.5" / H 2.5"
V 2250ml



Straight Edge
Small Ramekin
D 3.5" / H 1.5"
V 100ml

CURVE



Curve Apetizer
Bowl Large
D 9.25" / H 2.5"
V 1100ml



Curve Apetizer
Bowl Medium
D 7.25" / H 2"
V 500ml



Curve Double
Portion Bowl
D 6" / H 3"
V 700ml



Curve Soup Bowl w
Handle & Liner
D 4.5" / H 3"
V 350ml



Curve Soup
Bowl Big
D 4.5" / H 3"
V 350ml



Curve Soup
Bowl Small
D 4.5" / H 2.25"
V 300ml



Curve Ramekin
D 3.5" / H 1.5"
V 75ml



Curve Biryani
Handi Large
D 7" / H 3.75"
V 1100ml



Curve Biryani
Handi Medium
D 6.25" / H 5.5"
V 750ml



Curve Double Por-
tion
Bowl with Lid
D 6" / H 3"
V 700ml



TERRA



Terra Double Bowl
D 6.5" / H 2.5"
V 600ml



Terra Soup Bowl
with Liner
O 7" / I 2.5"



Terra Dip
Bowl Big
D 3" / H 1.5"
V 80ml



Terra Dip
Bowl Small
D 3" / H 1"
V 50ml



Lid Medium
D 5" / H 1"
Lid Large
D 7.25" / H 1"





ASIAN



Wide Asian
Bowl Large
D 8" / H 2.5"
V 500ml



Wide Asian
Bowl Medium
D 7" / H 2"
V 350ml



Udone Bowl
D 6.75" / H 3.5"
V 550ml



Asian Noodle
Dip Bowl
D 3.25" / H 1.5"
V 60ml



Ramen Bowl Large
D 8" / H 4"
V 1200ml



Ramen Bowl Medium
D 6.25" / H 3.25"
V 600ml



Curve Khao Suey
Bowl
D 6.75" / H 3"
V 700ml



Soup Pot
D 5.5"
V ?ml



Casserole Medium
D 4.5" / H 4.5"
V ?ml

LAYERED



Layered Double
Portion Bowl
D 7" / H 2.75"
V 700ml



Layered Single
Portion Bowl
D 6" / H 2.5"
V 400ml

PLATTERS

Variety in shapes, colors, textures, and sizes, makes platters our fastest selling product with modern restaurants, be it a premium dining space or a rustic brewery.





COUPE RECTANGLE



Coupe Rectangle
Large Platter
B 9" / L 14" / H 1.25"



Coupe Rectangle
Medium Platter
B 6" / L 12" / H 1.5"

COUPE FINE



Coupe Rectangle
Fine Platter
B 6" / L 12" / H 1.5"

SHORT EDGE



Short Edge
Large Platter
B 9" / L 13"



Short Edge
Medium Platter
B 4" / L 12"

TALL EDGE



Tall Edge
Large Platter
B 9" / L 15"



Tall Edge
Medium Platter
B 6" / L 12"



Tall Edge
Small Platter
B 5" / L 7"



COUPE OVAL



Coupe Oval
Large Platter
B 9" / L 15"



Coupe Oval
Medium Platter
B 8" / L 12"



Coupe Oval
Small Platter
B 5" / L 9"

TALL EDGE OVAL



Tall Edge Oval
Large Starter Platte
B 10.5" / L 12"



Tall Edge Oval
Medium Starter
Platter
B 7.5" / L 9"

TALL EDGE OBLONG



Tall Edge
Oblong Platter
B 4.5" / L 10.5"





FLAT EDGE



Flat Edge
Platter Large
L 12"



Flat Edge
Platter Small
L 8.25"



Flat Edge
Platter Medium
L 9.25"



FLAT GYOZA



Flat Platter Large
B 5.25" / L 12"



Flat Platter Small
B 3.5" / L 8"



Flat Platter Medium
B 4.5" / L 10"

TAPAS



Coupe Tapas Big
with Handles
D 8" / H 1.25"
V 450 ml



Coupe Tapas Small
D 5" / H 1.25"
V 130 ml



Coupe Tapas Small
with Handles
D 5" / H 0.1"
V 130 ml



Tall Edge
Tapas Big
D 5.5" / H 1.5"
V 400 ml



Tall Edge
Oval Tapas
L 5.5" / B 4.5" / H 1"
V 75 ml



Tall Edge
Tapas Small
D 4.5" / H 1.25"
V 180 ml





DRINKWARE

Mugs and tumblers are the most intimate of all dinnerware. Nugu drinkware is designed to enhance this tactile experience by combining soft textures, with soothing colors and comfortable designs.

MUGS



Coupe Demitasse
Mug
D 2.75" / H 2.25"
V 100ml



Coupe Demitasse
Saucer
O 7" / I 1.5"



Coupe Cappuccino
Mug
D 4" / H 2.25"
V 200ml



Coupe Cappuccino
Saucer
O 7" / I 2"



Straight Edge Mug
with Saucer
D 7"
V ?ml



Tapered Edge Mug
D 3.75" / H 3.5"
V 250ml



Terra Large
D 3.75" / H 4"
V 400ml



Terra Medium Mug
D 3.5" / H 3.5"
V 300ml



Tall Mug
D 3.25" / H 4.5"
V 350ml



Concave Mug
D 3.25" / H 3"
V 200ml



Jasmine Curve
Tea Cup
D 2.5" / H 2.5"
V 75ml



Jasmine Striped
Tea Cup
D 2.5" / H 2.5"
V 75ml





PITCHERS



Large Pitcher
D 6" / H 9.5"
V 2500ml



Pitcher
D 5" / H 9"
V 1500ml

POURERS



Khao Suey Pourer
D 4.5" / H 4.5"
V 350ml



Creamer Single
Portion
D 3" / H 3"
V 120ml



Creamer Double
Portion
D 3.5" / L 5.5" / H 3.5"
V 350ml

TEAPOTS



Tea Pot
Single Portion
D 4" / H 4" / L 7.5"
V 350ml



Tea Pot
Double Portion
D 5" / H 5" / L 9"
V 750ml



Asian Tea Pot
D 4.25" / H 5.5" L 7"
V 600ml



Terra Tea Pot
D 5.75" / H 3.5"
V 650ml

TUMBLERS



Raintree Tumbler
D 3.25" / H 5.25"
V 350ml



Curve Tumbler
D 3.25" / H 3.5"
V 250ml



ASIAN CONDIMENT SETS



Sake Bottle
D 3.5" / H 6.5"
V 500ml



Condiment Set
D 9.5" / H 5.5"



Soy Bottle
D 2" / H 3.5"



Shot Glasses
D 2" / H 2.5"
V 50ml



Flat Soy
Dip Bowl
D 4"







COLOURS

Nugu's in-house glaze development lab has created a vast array of colors, finishes and textures over years of research. All glaze and development is guided by the values of food safety and environment safety.



SINGLE-BREAK GLAZES

These glazes have a uniform, single shade appearance. If uniformity and standardization is your priority, then go for them!



Snow White



Speckled White



Snow Flake



Speckled Grey



Satin Grey



Baby Blue



Satin Powder Blue



Sky Blue



Teal



Sapphire



Turquoise



Grey-Blue



Azure



Grainy Mustard



Satin Mustard



Honey Mustard



Earth



Burnt Orange



Coral Red



Brick



Satin Coffee



Satin Black



Lustre Black

REACTIVE GLAZES

These glazes have depth and they organically form different shades closer to the display color, which cannot be controlled. If you are looking for a more handmade organic look and feel, then this is your choice!




Amber Pink



Ivory Sage




Sepia Grey




Rock Grey




Smokey Tea Green



Indigo Float



Midnight Blue



Tourmaline
Blue-Green



Textured Turquoise



June Bug Green



Lustrous Jade Green



Seaweed Green



Salt Mustard



Cosmic Tea Dust



HOW TO ORDER

Our agile production process allows us to make dinnerware that suits your needs. Nugu's human-centered empathetic design process takes pride in understanding your requirements and making a product that you fall in love with.

Please connect with us at
info@nugu.ca or nuguhandmade@gmail.com
to discuss your design requirements.





nugu

www.nugu.ca
www.nuguhandmade.com